

Small Seeds Option Assembly Instructions



For 15 Series Overseeder (S/N 908756+)

Manual No. 308-376M

Before You Start



When you see this symbol, the subsequent instructions and warnings are serious - follow without exception. Your life and the lives of others depend on it!

IMPORTANT: Before you begin, read these instructions and check to be sure all parts and tools are accounted for. Please retain these installation instructions for future reference and parts ordering information.

These optional assembly instructions contain only information on assembling the attachment to the main unit. Please read these installation instructions and the vehicle Operator's Manual thoroughly before beginning. Especially read information relating to safety concerns. Also included in the Operator's Manual is important information on operation, adjustment, troubleshooting, and maintenance for this attachment (some manual sections do not apply to all accessories).

A separate Parts Manual for replacement parts can be purchased from your dealer or available free of charge at www.landpride.com. Have model and serial numbers handy when placing an order.

Manual Part Numbers:

- Operator's Manual 308-303M
- Parts Manual 308-303P

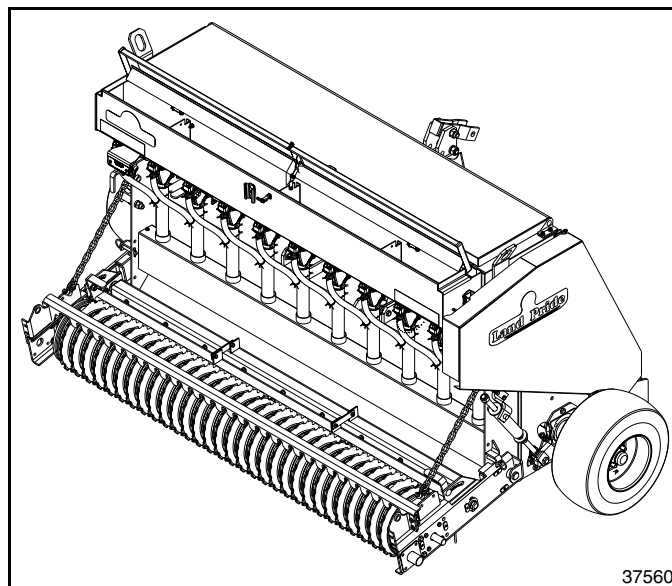
General Information

These option assembly instructions apply to the **Small Seeds Attachments** listed below. Compare the list below with your kit to make sure you have purchased the correct kit for your overseeder.

Overseeders:

308-372A	OS1548 SMALL SEEDS ATTACH GW
308-374A	OS1548 SMALL SEEDS ATTACH RR
308-377A	OS1572 SMALL SEEDS ATTACH GW
308-379A	OS1572 SMALL SEEDS ATTACH RR

Starting on page 5 is a detailed listing of parts included in these kits. Use this list as a checklist to inventory parts received.



Small Seeds Box Attached to OS1572 Seeder
Figure 1

Further Assistance

Your dealer wants you to be satisfied with your new Small Seeds Box. If for any reason you do not understand any part of this manual or are not satisfied with the service received, the following actions are suggested:

1. Discuss the matter with your dealership service manager making sure he is aware of any problems you may have and that he has had the opportunity to assist you.
2. If you are still not satisfied, seek out the owner or general manager of the dealership, explain the problem and request assistance.
3. For further assistance write to:

Land Pride Service Department
1525 East North Street
P.O. Box 5060
Salina, Ks. 67402-5060

E-mail address
lp servicedept@landpride.com

Assembly Instructions

48" Rear Box Mounting Holes

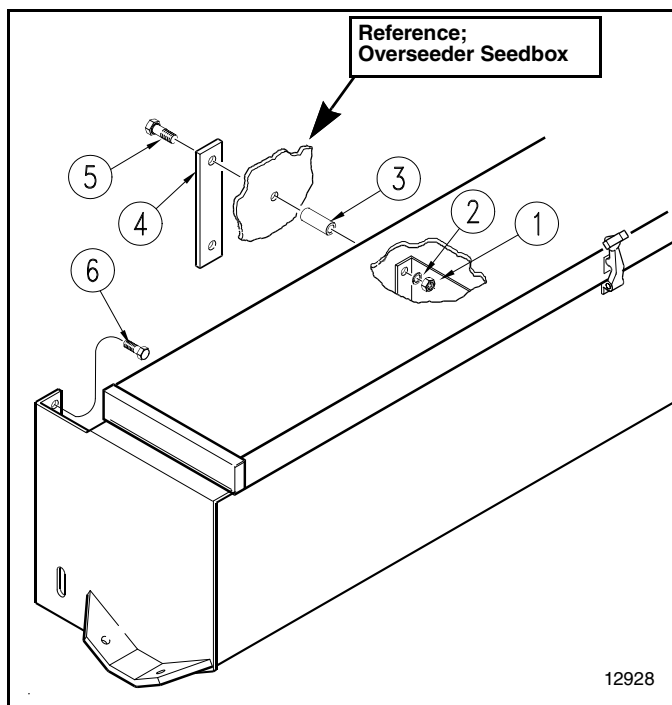
Refer to Figure 2:

Remove chain guard on right hand side of overseeder.

Small Seeds Seedbox Mounting

Refer to Figure 2:

1. Mount small seeds box to overseeder using 5/16" x 3 1/2" long bolt (#5), backing plate (#4), 5/8" OD x 2 7/16" long spacer (#3), 5/16" lock washer (#2) and 5/16" hex nut (#1). Be sure to use backing plates (#4) under bolt heads (#5) inside the overseeder seedbox.

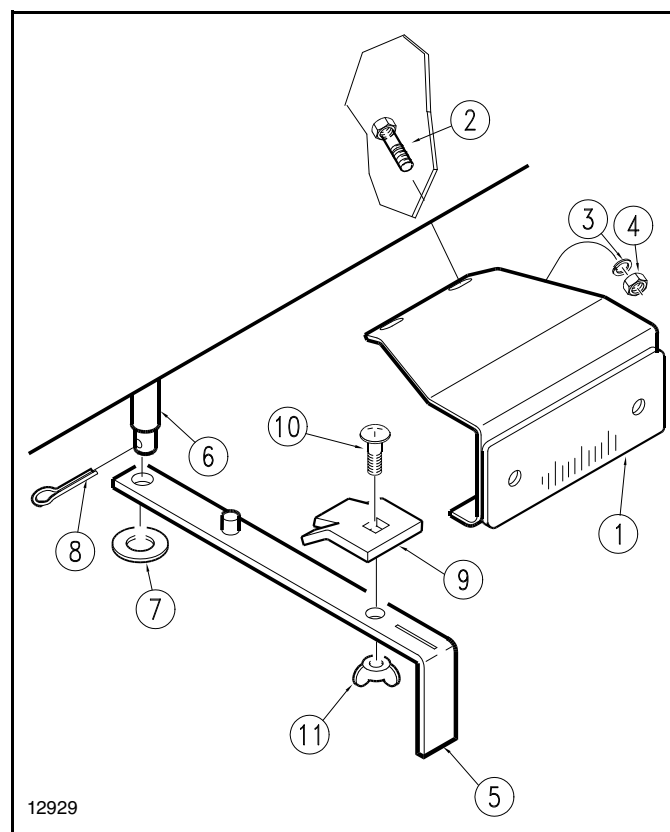


Box Mounting Hardware
Figure 2

Refer to Figure 3:

NOTE: These parts may already be assembled on your unit.

2. Mount seed rate adjustment gauge (#1) to small seeds box using 1/4" x 5/8" long bolts (#2), 1/4" lock washers (#3) and 1/4" nuts (#4).
3. Attach the handle (#5) to pivot (#6) using 3/8" flat washer (#7) and cotter pin (#8).
4. Fasten lock tab (#9) to handle using 5/16" x 3/4" long carriage bolt (#10) and wing nut (#11).
5. While moving the handle from left to right, carefully move the brass gauge and its mount until the cups are fully closed at "0" and fully open at "100". Tighten all hardware in this position.

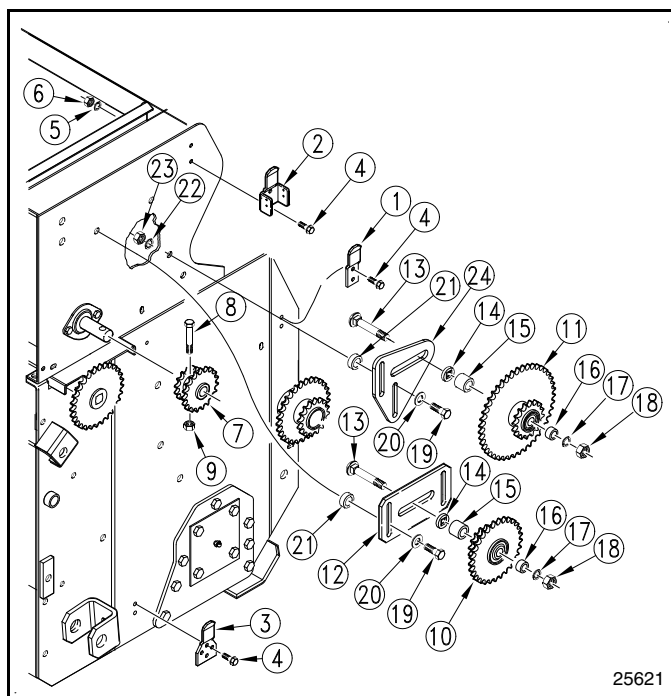


Box Mounting Hardware
Figure 3

Drive Installation

Refer to Figure 4:

1. Install the chain guard mount stakes (#1), (#2) and (#3) using 1/4" x 5/8" long bolts (#4), 1/4" lock washers (#5) and 1/4" hex nuts (#6).
2. Remove roller chain from sprocket on end of agitator shaft.
3. Remove sprocket from end of agitator shaft.
4. Install agitator double sprocket (#7) onto agitator shaft with small sprocket to the inside using a 1/2" x 1 1/2" long bolt (#8) and 1/4" lock nut (#9).
5. Assemble 16/29T double sprocket (#10) to idler plate (#12) using 5/8" x 3" long carriage bolt (#13), 21/32" sq. x 1 1/2" flat washer (#14), 1" OD x 0.856" long spacer (#15), 1" OD x 1/4" long spacer (#16), 5/8" lock washer (#17) and 5/8" nut (#18).
6. Assemble 16/43T double sprocket (#11) to idler plate (#24) using 5/8" x 3" long carriage bolt (#13), 21/32" sq. x 1 1/2" flat washer (#14), 1" OD x 0.856" long spacer (#15), 1" OD x 1/4" long spacer (#16), 5/8" lock washer (#17) and 5/8" nut (#18).
7. Attach sprocket assemblies to overseeder using 3/8" x 1 1/4" long bolts (#19), 3/8" flat washers (#20), 3/4" OD x 3/8" long spacer (#21), 3/8" lock washer (#22) and 3/8" nut (#23).

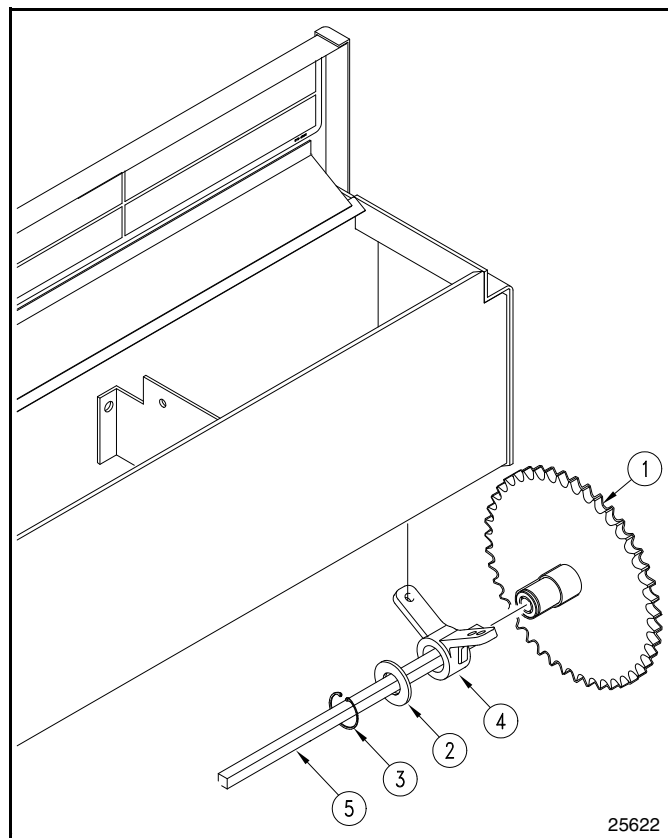


Sprocket Assembly on New Style Seedbox
Figure 4

Small Seeds Drive Installation

Refer to Figure 5:

1. Install small seeds box cup drive sprocket (#1) onto cup drive shaft (#5) and into hanger bearing (#4).
2. Slide machine washer (#2) against the hanger bearing and then secure drive sprocket (#1) in place with snap ring (#3). Make sure machine washer is positioned between hanger bearing and snap ring.
3. Install roller chains and move idler plates to remove chain slack.
4. Tighten all hardware to the correct torque.
5. Install new chain guard and latch it in place with rubber latches.



Drive Assembly
Figure 5

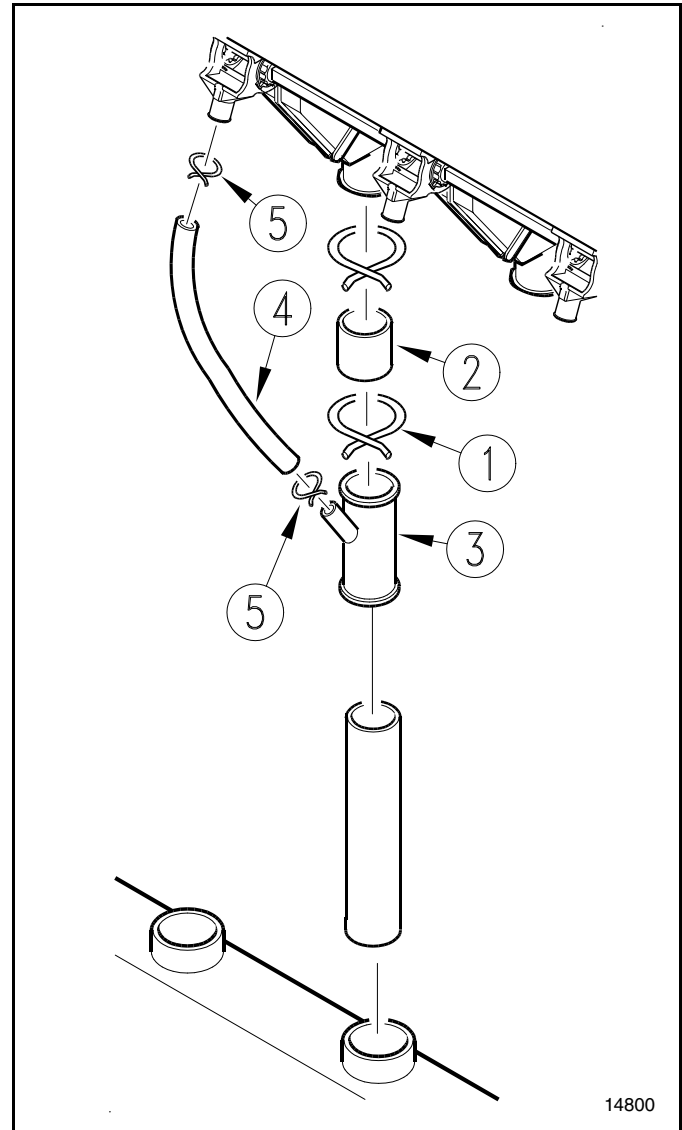
Small Seeds Hose Installation

Refer to Figure 6:

1. Remove large seed hoses from the overseeder and cut 4" off one end.

NOTE: This length may be more or less depending on your preference of fit.

2. Install a clamp (#1) and connector hose (#2) on each large seed cup.
3. Install Y-tube (#3) and clamp (#1) onto the bottom of each connector hose (#2) installed above.
4. Reinstall large seed hoses previously removed.
5. Attach small grass seed hoses (#4) with clamps (#5).



Hose Assembly
Figure 6



308-372A 15 Series 48" Overseeder Small Seeds for Gauge Wheel Drive

Your Kit Includes:

Qty.	Part No.	Part Description
1	308-239L	OS1548 SMALL SEEDS BOX ASSY
1	308-243L	SSB CHAIN GUARD BUNDLE GW DRV
1	308-245L	OS1548 SSB SEED HOSE BUNDLE
1	308-376M	MANUAL OS1548/72 SSB 1994
1	308-360L	OS SMALL SEEDS DRIVE BUNDLE

308-374A 15 Series 48" Overseeder Small Seeds for Rear Roller Drive

Your Kit Includes:

Qty.	Part No.	Part Description
1	308-239L	OS1548 SMALL SEEDS BOX ASSY
1	308-244L	SSB CHAIN GUARD BUNDLE RR DRV
1	308-245L	OS1548 SSB SEED HOSE BUNDLE
1	308-376M	MANUAL OS1548/72 SSB 1994
1	308-360L	OS SMALL SEEDS DRIVE BUNDLE

308-377A 15 Series 72" Overseeder Small Seeds for Gauge Wheel Drive

Your Kit Includes:

Qty.	Part No.	Part Description
1	308-240L	OS1572 SMALL SEEDS BOX ASSY
1	308-243L	SSB CHAIN GUARD BUNDLE GW DRV
1	308-246L	OS1572 SSB SEED HOSE BUNDLE
1	308-376M	MANUAL OS1548/72 SSB 1994
1	308-360L	OS SMALL SEEDS DRIVE BUNDLE

308-379A 15 Series 72" Overseeder Small Seeds for Rear Roller Drive

Your Kit Includes:

Qty.	Part No.	Part Description
1	308-240L	OS1572 SMALL SEEDS BOX ASSY
1	308-244L	SSB CHAIN GUARD BUNDLE RR DRV
1	308-246L	OS1572 SSB SEED HOSE BUNDLE
1	308-376M	MANUAL OS1548/72 SSB 1994
1	308-360L	OS SMALL SEEDS DRIVE BUNDLE



308-360L Overseeder Small Seeds Drive Bundle

Your Kit Includes:

Qty.	Part No.	Part Description
4	123-358D	10' EWNT SGS SPACER TUBE
4	123-359D	SGS BACKING PLATE
1	308-227H	SSB DOUBLE AGITATR SPKT 14/19T
1	308-231S	SSB DOUBLE SPKT ASSY 16/29T
1	308-232S	SSB DOUBLE SPKT ASSY 16/43T
1	308-313D	SSB DRIVE IDLER PLATE
2	308-314D	SSB SPACER TUBE 1 OD X 1/4 LG
2	308-315D	SSB SPACER TUBE 1 OD X 0.856 L
4	308-316D	SSB SPACER TUBE 3/4 OD X 3/8 L
2	308-317D	WASHER FLAT 21/32 SQ X 1 1/2
1	308-414D	SM SEEDS ADJUSTMENT PLATE
4	802-079C	HHCS 3/8-16X1 1/4 GR5
4	802-159C	HHCS 5/16-18X1 GR5
4	802-190C	HHCS 5/16-18X3 1/2 GR5 FTHD
2	802-338C	RHSNB 5/8-11X3 GR5
8	803-008C	NUT HEX 5/16-18 PLT
4	803-014C	NUT HEX 3/8-16 PLT
2	803-021C	NUT HEX 5/8-11 PLT
8	804-009C	WASHER LOCK SPRING 5/16 PLT
4	804-012C	WASHER FLAT 3/8 SAE PLT
4	804-013C	WASHER LOCK SPRING 3/8 PLT
2	804-022C	WASHER LOCK SPRING 5/8 PLT
1	809-093C	ROLLER CHAIN #40 X 52 PITCHES
1	809-124C	CHAIN RL #40 X 70 PITCH W/CON
1	809-125C	CHAIN RL #40 X 90 PITCH W/CON

308-239L 15 Series 48" Overseeder Small Seeds Box Assembly

Your Kit Includes:

Qty.	Part No.	Part Description
1	123-050H	ADJUSTMENT HANDLE PIVOT
1	123-113D	LOCK TAB
1	123-116D	SEED ADJUSTMENT SPOOL
1	123-118D	SEED ADJUSTMENT SUPPORT
2	123-356D	10' EWNT SGS LID LATCH
1	123-410D	GAUGE MOUNTING BRACKET
1	123-476H	REAR SEED RATE ADJ HANDLE WLD
1	308-221H	SSB BOX LID OS1548
1	308-223H	SSB BOX OS1548
1	313-230H	SSB BOX DRIVE SPROCKET 43T
1	308-311D	SSB CUP SHAFT OS1548
1	800-028C	SNAP RING .875
3	800-101C	RIVET POP 1/8 .125 AD42BSLF
2	801-001C	SCREW RD HD 8-32 X 3/8 BRASS
4	801-003C	SCREW RD HD SLT 10-24X1/2 PLT
4	801-035C	SCREW SET 5/16-18 SKT KP X 3/8
3	802-078C	HHCS 1/4-20X5/8 GR5
14	802-148C	HFSS 1/4-20X1/2 GR5
4	802-196C	HFSS 1/4-20X5/8 GR5
2	802-257C	HFSS 1/4-20X3/4 GR5
1	802-270C	RHSNB 5/16-18X1 1/2 GR5
4	803-001C	NUT HEX 10-24 PLT
18	803-006C	NUT HEX 1/4-20 PLT
3	803-007C	NUT LOCK 1/4-20 PLT
2	803-035C	NUT HEX 8-32 BRASS
1	803-058C	NUT WING 5/16-18
1	803-084C	NUT HEX NYLOCK 5/16-18 PLT
2	803-088C	NUT HEX LOCK 1/4-20 FLG
2	804-002C	WASHER INTERNAL STAR #8 BRASS
4	804-003C	WASHER FLAT #8 BRASS
4	804-004C	WASHER INTERNAL STAR #10 PLT
4	804-006C	WASHER LOCK SPRING 1/4 PLT
7	804-042C	WASHER GRASS SEEDER CUP SHAFT
1	804-044C	WASHER MACH 1.38 X .876 X .048
8	804-046C	WASHER FLAT #10 SAE PLT
1	805-019C	PIN COTTER 5/32 X 1 PLT
14	805-067C	PIN COTTER 1/8 X 3/4
1	816-112C	RUBBER LATCH 37-11-065-10
1	816-113C	LATCH KEEPER 37-15-061-17
7	817-009C	GRASS SEEDER SLEEVE
7	817-010C	GRASS SEEDER SPROCKET
1	817-026C	DRIVE SPROCKET HANGER BEARING
7	817-504C	SML SEED FEEDER CUP ASSY
1	818-286C	DECAL OS1548/72 SSB SEED RATES
1	819-041C	SEED ADJUSTMENT GAUGE
1	838-963C	DECAL LP 10" W/TREE BROWN/GOLD
1	858-095C	DECAL REFLECTOR RED 2X4.5
2	890-349C	3/8" SHAFT LOCKING COLLAR

308-245L 15 Series 48" Overseeder Small Seeds Hose Bundle

Your Kit Includes:

Qty.	Part No.	Part Description
7	123-231D	GRASS SEED DROP TUBE CONN HOSE
7	308-320D	SSB SEED HOSE 5/8 ID X 16 LONG
14	800-009C	CLAMP HOSE 1 5/8 NO. 26
14	800-029C	CLAMP HOSE GRASS SEED
7	816-285C	SGS DROP TUBE CONNECTING HOSE
7	817-052C	GRASS SEED DROP TUBE



308-240L 15 Series 72" Overseeder Small Seeds Box Assembly

Your Kit Includes:

Qty.	Part No.	Part Description
1	123-050H	ADJUSTMENT HANDLE PIVOT
1	123-113D	LOCK TAB
1	123-116D	SEED ADJUSTMENT SPOOL
1	123-118D	SEED ADJUSTMENT SUPPORT
2	123-356D	10' EWNT SGS LID LATCH
1	123-410D	GAUGE MOUNTING BRACKET
1	123-476H	REAR SEED RATE ADJ HANDLE WLD
1	308-222H	SSB BOX LID OS1572
1	308-224H	SSB BOX OS1572
1	313-230H	SSB BOX DRIVE SPROCKET 43T
1	308-312D	SSB CUP SHAFT OS1572
1	800-028C	SNAP RING .875
3	800-101C	RIVET POP 1/8 .125 AD42BSLF
2	801-001C	SCREW RD HD 8-32 X 3/8 BRASS
4	801-003C	SCREW RD HD SLT 10-24X1/2 PLT
4	801-035C	SCREW SET 5/16-18 SKT KP X 3/8
3	802-078C	HHCS 1/4-20X5/8 GR5
20	802-148C	HFSS 1/4-20X1/2 GR5
4	802-196C	HFSS 1/4-20X5/8 GR5
2	802-257C	HFSS 1/4-20X3/4 GR5
1	802-270C	RHSNB 5/16-18X1 1/2 GR5
4	803-001C	NUT HEX 10-24 PLT
24	803-006C	NUT HEX 1/4-20 PLT
3	803-007C	NUT LOCK 1/4-20 PLT
2	803-035C	NUT HEX 8-32 BRASS
1	803-058C	NUT WING 5/16-18
1	803-084C	NUT HEX NYLOCK 5/16-18 PLT
2	803-088C	NUT HEX LOCK 1/4-20 FLG
2	804-002C	WASHER INTERNAL STAR #8 BRASS
4	804-003C	WASHER FLAT #8 BRASS
4	804-004C	WASHER INTERNAL STAR #10 PLT
4	804-006C	WASHER LOCK SPRING 1/4 PLT
10	804-042C	WASHER GRASS SEEDER CUP SHAFT
1	804-044C	WASHER MACH 1.38 X .876 X .048
8	804-046C	WASHER FLAT #10 SAE PLT
1	805-019C	PIN COTTER 5/32 X 1 PLT
20	805-067C	PIN COTTER 1/8 X 3/4
1	816-112C	RUBBER LATCH 37-11-065-10
1	816-113C	LATCH KEEPER 37-15-061-17
10	817-009C	GRASS SEEDER SLEEVE
10	817-010C	GRASS SEEDER SPROCKET
1	817-026C	DRIVE SPROCKET HANGER BEARING
10	817-504C	SML SEED FEEDER CUP ASSY
1	818-286C	DECAL OS1548/72 SSB SEED RATES
1	819-041C	SEED ADJUSTMENT GAUGE
2	838-614C	DECAL REFLECTOR RED 2X9
1	838-963C	DECAL LP 10" W/TREE BROWN/GOLD
2	890-349C	3/8" SHAFT LOCKING COLLAR

308-246L 15 Series 72" Overseeder Small Seeds Hose Bundle

Your Kit Includes:

Qty.	Part No.	Part Description
10	308-320D	SSB SEED HOSE 5/8 ID X 16 LONG
20	800-009C	CLAMP HOSE 1 5/8 NO. 26
20	800-029C	CLAMP HOSE GRASS SEED
10	816-285C	SGS DROP TUBE CONNECTING HOSE
10	817-052C	GRASS SEED DROP TUBE

308-241L 15 Series Overseeder Small Seeds Drive

Your Kit Includes:

Qty.	Part No.	Part Description
4	123-358D	10' EWNT SGS SPACER TUBE
4	123-359D	SGS BACKING PLATE
1	308-227H	SSB DOUBLE AGITATR SPKT 14/19T
1	308-231S	SSB DOUBLE SPKT ASSY 16/29T
1	308-232S	SSB DOUBLE SPKT ASSY 16/43T
2	308-313D	SSB DRIVE IDLER PLATE
2	308-314D	SSB SPACER TUBE 1 OD X 1/4 LG
2	308-315D	SSB SPACER TUBE 1 OD X 0.856 L
4	308-316D	SSB SPACER TUBE 3/4 OD X 3/8 L
2	308-317D	WASHER FLAT 21/32 SQ X 1 1/2
4	802-079C	HHCS 3/8-16X1 1/4 GR5
4	802-159C	HHCS 5/16-18X1 GR5
4	802-190C	HHCS 5/16-18X3 1/2 GR5 FTHD
2	802-338C	RHSNB 5/8-11X3 GR5
1	802-370C	HHCS 1/4-20X1 3/4 GR5
8	803-008C	NUT HEX 5/16-18 PLT
4	803-014C	NUT HEX 3/8-16 PLT
2	803-021C	NUT HEX 5/8-11 PLT
8	804-009C	WASHER LOCK SPRING 5/16 PLT
4	804-012C	WASHER FLAT 3/8 SAE PLT
4	804-013C	WASHER LOCK SPRING 3/8 PLT
2	804-022C	WASHER LOCK SPRING 5/8 PLT
1	809-093C	CHAIN RL #40 X 52 PITCHES
1	809-124C	CHAIN RL #40 X 70 PITCH W/CON
1	809-145C	CHAIN RL #40 X 78 PITCH W/CON

308-243L 15 Series Overseeder Small Seeds Chain Guard-Gauge Wheel Drive

Your Kit Includes:

Qty.	Part No.	Part Description
1	308-237V	SSB CHAIN GUARD GAUGE WHL DRV
1	308-242V	GUARD MOUNT STAKE W/LATCH
1	308-296D	GUARD MOUNT STAKE
4	802-196C	HFSS 1/4-20X5/8 GR5
4	803-006C	NUT HEX 1/4-20 PLT
4	804-006C	WASHER LOCK SPRING 1/4 PLT

308-244L 15 Series Overseeder Small Seeds Chain Guard-Rear Roller Drive

Your Kit Includes:

Qty.	Part No.	Part Description
1	308-238V	SSB CHAIN GUARD REAR ROLLR DRV
1	308-242V	GUARD MOUNT STAKE W/LATCH
1	308-296D	GUARD MOUNT STAKE
1	308-341D	GUARD MOUNT STAKE WIDE
6	802-196C	HFSS 1/4-20X5/8 GR5
6	803-006C	NUT HEX 1/4-20 PLT
6	804-006C	WASHER LOCK SPRING 1/4 PLT



Corporate Office: P.O. Box 5060
Salina, Kansas 67402-5060 USA
www.landpride.com
